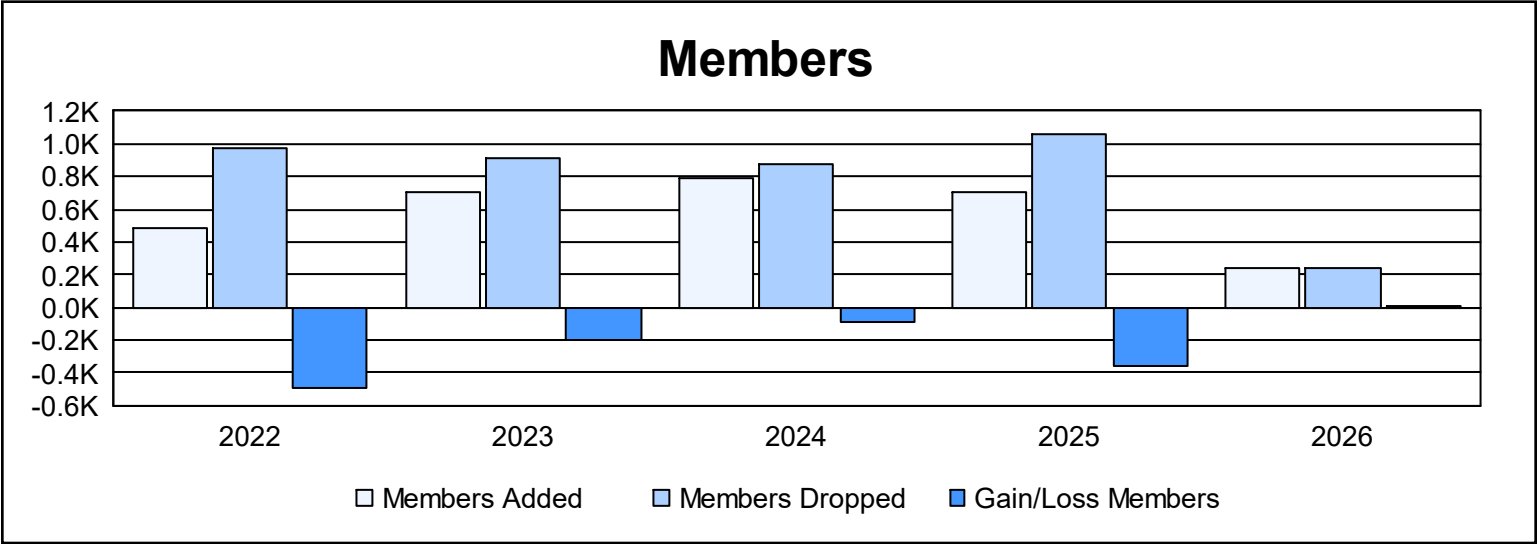
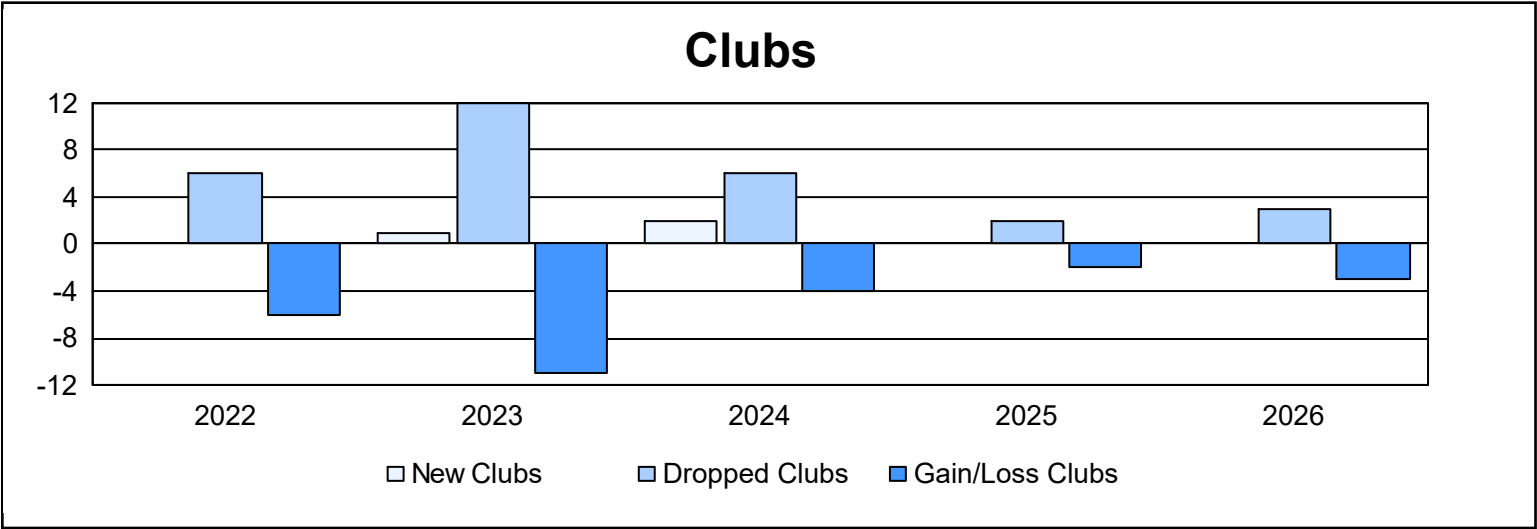
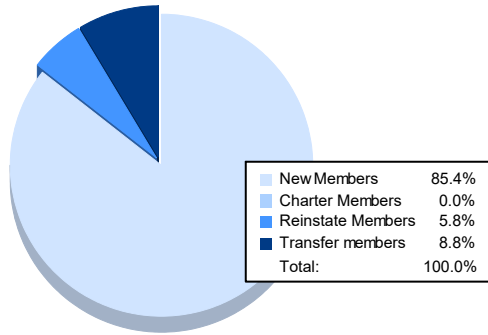


Year	New Clubs	Dropped Clubs	Gain/ Loss Clubs	New Members	Charter Members	Reinstate Members	Transfer Members	Total Member Added	Total Members Dropped	Gain/ Loss Members
2021-2022	0	6	-6	400	3	43	44	490	978	-488
2022-2023	1	12	-11	583	21	70	30	704	909	-205
2023-2024	2	6	-4	611	42	62	75	790	878	-88
2024-2025	0	2	-2	575	0	53	74	702	1,056	-354
2025-2026	0	3	-3	205	0	14	21	240	236	4
Average	1	6	-5	475	13	48	49	585	811	-226



Membership Composition

December 2025 Cumulative



Gender Composition

December 2025 Cumulative

